



# College and Career Readiness

Kick-Off to College



# California Military Institute

# College Kickoff Video!

---





## District Goals



Goal #1: All students will attain proficiency in all academic areas.

**Goal #2: All students will graduate from high school prepared for postsecondary and career options**

Goal #3: All departments and sites will provide a safe and positive learning environment for all students and staff.

Goal #4: Secure and strengthen home-school-community connections and communications.

# Preparation for the Kickoff to College

- Kickoff to College Parent Letter
- Parent info night or shared in committee meetings (grade levels)
- Create Grade Level Teams for Lesson Plans
- Calendar Planning Dates
- Plan for your Challenges (extra subs, back-up plans, teacher absences, tech issues, etc)
- Picking your dates for activities/event (Use of a minimum day and identify bell schedule/lunch changes)
- Logistics and staff assignments (testing location isolated, right staff assigned to the right activities)
- Spread the word (City Council, Rotary, School Board, Unions)





# KOTC Objectives

- Increase awareness about college and career readiness for all students
- Expose students to college preparation assessments
- Use the PSAT 8/9 to support and identify students for acceleration opportunities
- Provide opportunities for students to explore colleges and careers
- Identify funding resources to pay for college
- Educate students about tools and resources available to them
- Improve student planning and preparation for the future





# TAKING THE PSAT 8/9


- Expose students to college assessments
- Identify students for course placement
- Identify students ready for AP Readiness
- Identify strengths and challenges for students taking the college assessments



# 5th, 6th and 7th Grade

- College Exploration Activities
- Career Exploration Activities
- Student Presentations about Career Choices
- Budget Activity
- Pre/Post Survey





**FUTURE FOCUSED**





# Example of Activity #1 What kind of life do you want?

<https://www.cacareerzone.org/budget>

1. To get started, click the green link: “Budget how much money you’ll need”.
2. Select the county you where you plan to live.
3. Select personal options:
  - a. Housing
  - b. Utilities
  - c. Food
  - d. Entertainment
  - e. Clothes
  - f. Transportation
  - g. Insurance
  - h. Education
  - i. Savings
4. Once you’ve chosen your Savings option, click the green link “Show Summary”.
5. Click the green link again, on the right side, “Show Summary”.
6. Review your summary and scroll to the bottom to find the minimum annual salary needed for your lifestyle.
7. Click the link “View Occupations”, below the annual salary, to search occupations that match your salary.
8. Fill in your findings on this worksheet

Career Zone Worksheet

# Activity #1 What kind of life do you want?

- Students complete activity for two different counties.
- Encourage them to try two drastically different areas to see a noticeable difference
- Example: San Diego County vs Alameda County

County: \_\_\_\_\_

## Lower Income Lifestyle

Annual Salary: \_\_\_\_\_

Job #1: \_\_\_\_\_

Job #2: \_\_\_\_\_

Job #3: \_\_\_\_\_

## Middle Income Lifestyle

Annual Salary: \_\_\_\_\_

Job #1: \_\_\_\_\_

Job #2: \_\_\_\_\_

Job #3: \_\_\_\_\_

## Upper Income Lifestyle

Annual Salary: \_\_\_\_\_

Job #1: \_\_\_\_\_

Job #2: \_\_\_\_\_

Job #3: \_\_\_\_\_

# Activity #2 California Colleges Career Interest Research Assignment



**CALIFORNIA COLLEGES.EDU**  
The Official Source for College & Career Planning in California

> Home   > Career Planning   > High School Planning   > College Planning

### High School Students

Explore careers, colleges, and financial aid opportunities.



- > Discover your career interests
- > Follow your college planning timeline
- > Know college academic requirements
- > Plan your courses to get into college
- > Tour colleges and universities
- > Financial aid for DREAM Act students
- > Information for Foster Youth
- > Prepare for college placement exams in mathematics

- Students will access California Colleges Website
- Complete multiple career interest surveys to identify potential career options
- Complete career interest research assignment

# Creating a Login for California Colleges

1. Website: californiacolleges.edu
2. Input USERNAME and PASSWORD.
  - a. IMPORTANT - USERNAME must be the district acronym and their student I.D Number.  
**Example: puhsd123456**
  - b. IMPORTANT - PASSWORD must be their eight digit birthdate.  
**Example: If their birth date is 06/28/1998, then the password will be 06281998**
2. Student needs to create a question, with an answer, to help remember their password.
3. All other items on the account web page are optional except for “gender” and “how did you hear about this site?”
4. Click ‘Next.’
5. Click “Click here to continue.”

\*If students did their account correctly, they will be logged in, at the main website, and their name will be listed in the upper right hand corner, underneath the search bar.


## Example Activity #3 What is a coat of arms?

A **coat of arms** is a unique **heraldic** design on an **escutcheon** (i.e. **shield**). The coat of arms on an escutcheon forms the central element of the full **heraldic achievement** which consists of shield, **supporters**, **crest**, and **motto**. The design is a symbol unique to an individual person or family.



# College Crests

Show examples of College Crests



# College Coat of Arms Activity

Create your own unique College Coat of Arm Shield.

## WHAT TO DO:

1. On the large piece of paper, trace the oak tag shield or draw an outline of any shape (such as an oval).
2. Divide the shape into three or four equal sections.
3. In each section, draw a picture that represents ideas about your college of choice and what it takes to get there.
4. Box 1: Cost      Box 2: College and location  
Box 3: Majors/Careers      Box 4: Social Life



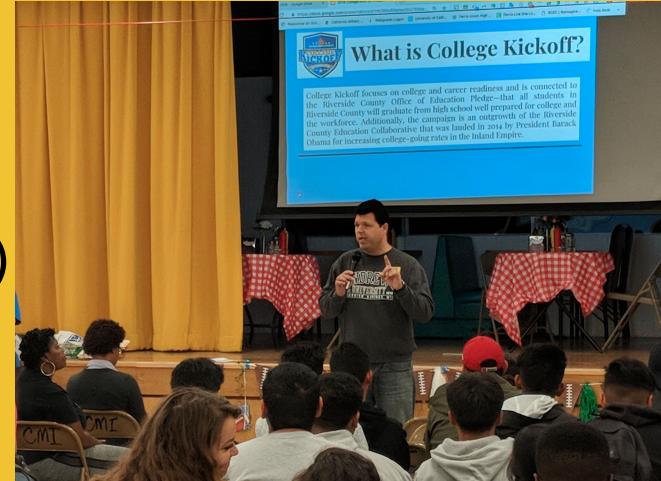
**Present out your College  
Crest to the group or class**

---



# Recommendations

- School-wide Marketing (posters, rallies, preparing teachers)
- Detailed Lesson Plans and Staff Development
- Kickoff to College Command Center (tech issues, student locations, test info)
- Setup CCGI account ahead of time
- Resource Folder with Additional Activities
- Goodie Bags/Survival Kits for Staff
- Get AVID staff involved (CKO Committee)



# Teacher Feedback

“Detailed schedule was very helpful as far as timing and staying on track”

“I think having the slideshow was helpful, as was having the survey. The kids also liked the gladeo website. As a teacher I liked the snacks cuz I needed to share with kids who hadn't had breakfast”

“The students seemed to connect with the videos in the lesson”

*“All materials were ready and the manual had all pages marked. Thank you, It made things much easier”*

“All of the lessons were engaging and the students enjoyed the experience”

“Testing went smoothly”



# RESOURCES:

- California Career Zone <https://www.cacareerzone.org/>
- California Colleges (CCGI) [www.californiacolleges.edu](http://www.californiacolleges.edu)
- CSU How to get to college <http://blogs.calstate.edu/college/students/prepare-and-apply/>
- Gladeo [Gladeo.org](http://Gladeo.org)



# THANK YOU

Contact Info:

California Military Institute  
Victor Murillo, School Counselor  
[victor.murillo@puhsd.org](mailto:victor.murillo@puhsd.org)  
951-443-2731 Ext. 35212

“ Education is not only a ladder of opportunity, but it is also an investment in our future”

ED MARKEY